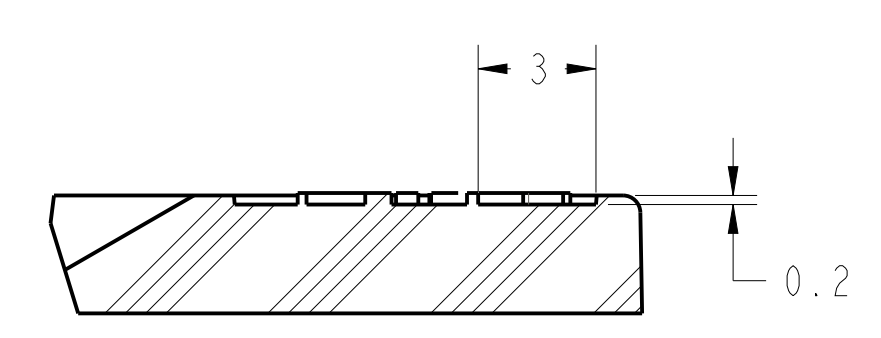
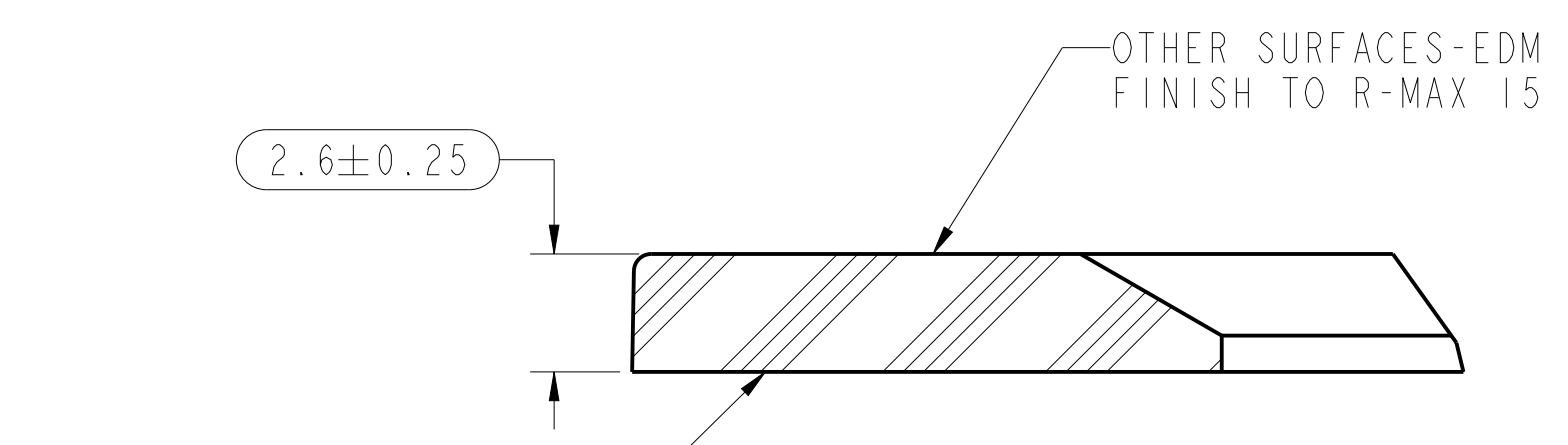



DETAIL D
SCALE 4.000



DETAIL B
SCALE 6.000



DETAIL C
SCALE 6.000



SECTION A-A

IMPORTANT NOTICE:		Entegris, Inc. 129 Concord Road Billerica, MA 01821	
DRAWING DOES NOT CONTAIN ALL DIMENSIONS, SPECIFICATIONS, AND TOLERANCES. THIS DRAWING IS INTENDED TO ASSIST THE CUSTOMER IN DESIGNING AN INTERFACE MODULE BETWEEN THE CUSTOMER'S EQUIPMENT AND ENTEGRIS' PRODUCT/EQUIPMENT. ALL DIMENSIONS AND TOLERANCES IF DEFINED ARE PER ASME Y14.5M - 1994.		THIRD ANGLE PROJECTION	
NOTE: ALL CIRCLED DIMENSIONS ARE CONSIDERED CRITICAL AND MUST BE TOLERANCED. ALL OTHER DIMENSIONS ARE FOR REFERENCE ONLY AND ARE ONLY MEASURED AT TIME OF FIRST ARTICLE INSPECTION.		FILM FRAME, 200 MM	
ALL DIMENSIONS ARE IN MILLIMETERS	DRAWN BY: SHAILRI	DATE: 24-Sep-13	PART NO./11.D. NO. FFP200-276-46XX
DO NOT SCALE	SHEET 1 OF 1	DRAWING NO. 01-013647	MATERIAL/MOLD NO. SEE WORK ORDER, B.O.M.
			ECO. NO. 151386
			REV. F